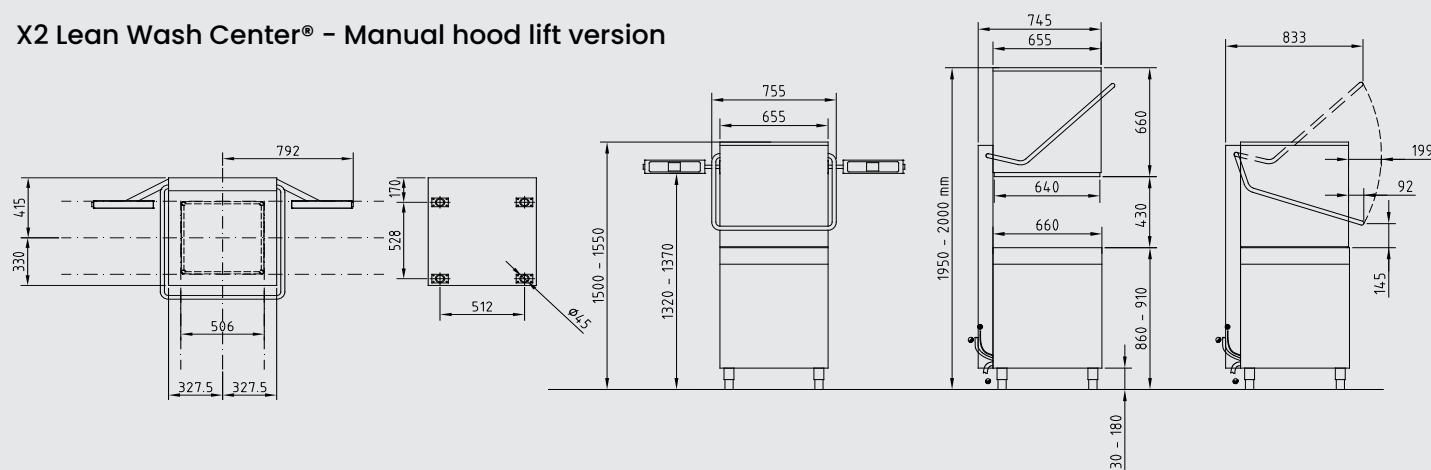


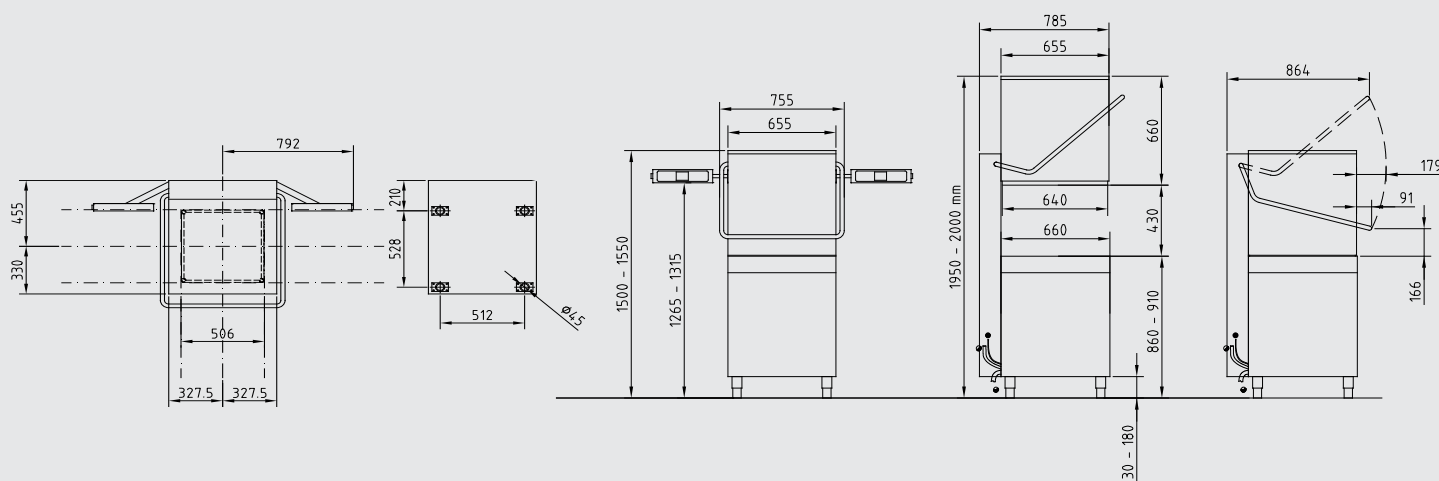
X2 Lean Wash Center® – Installation requirements

(mm)

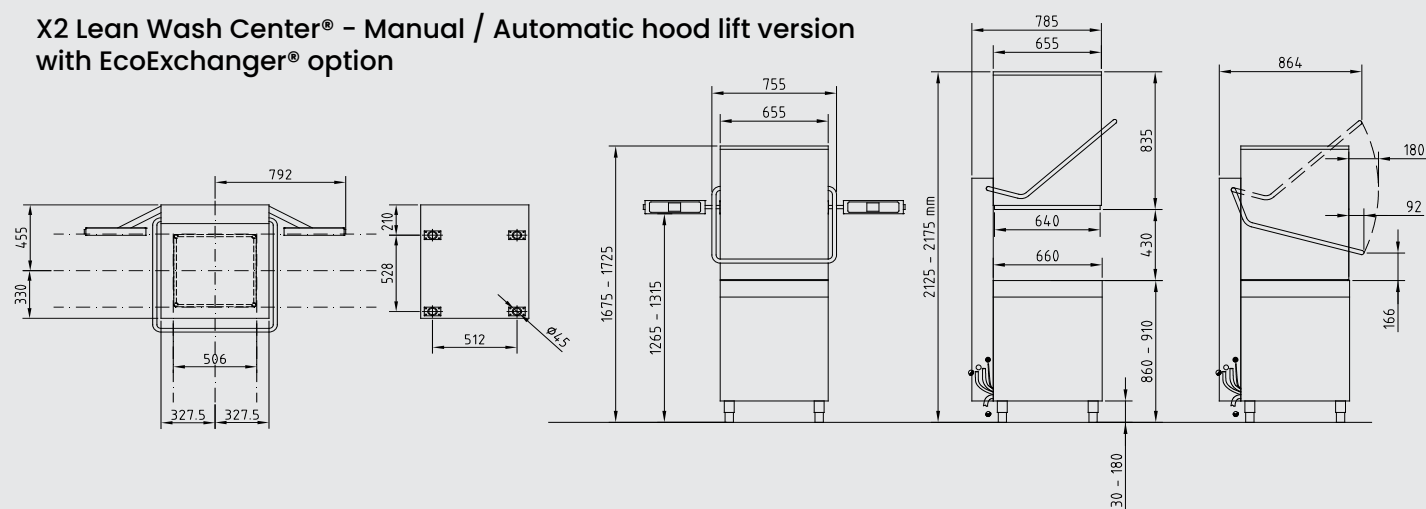
X2 Lean Wash Center® – Manual hood lift version



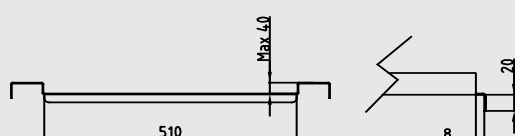
X2 Lean Wash Center® – Automatic hood lift version



X2 Lean Wash Center® – Manual / Automatic hood lift version with EcoExchanger® option



X2 Lean Wash Center® – Inlet and outlet tabling connection



X2 Lean Wash Center® – Installation requirements

	Electrical	Water inlet	Drain
Standard delivery:	3N AC 380/400/415 V 50 Hz – 16 A – 10 kW	55 °C/60 °C – 4 °dH (7 °fH) 70 PPM – 2-5 bar – 3/4" female	Ø 28 mm – 65 °C – >50 L/min.
Optional voltage:	3N AC 230V 50Hz – 32 A – 10 kW	55 °C/60 °C – 4 °dH (7 °fH) 70 PPM – 2-5 bar – 3/4" female	Ø 28 mm – 65 °C – >50 L/min.
Optional EcoExchanger®:		10 °C/25 °C	

	Gross weight	Sound pressure level	Thermal dissipation
Standard delivery:	Max. 208 kg	< 64 dB(A) ISO 11203	Total 5.8 kW – Sensible 2.1 kW Latent 3.6 kW
with optional EcoExchanger®:			Total 4.9 kW – Sensible 2.1 kW Latent 2.8 kW

X2 Lean Wash Center® is equipped with air gap and is EN1717 and CE certified. Connection of X2 Lean Wash Center® to the mains supply lines and drain is not included and must be carried out on-site by authorized Granuldisk technicians and comply with local norms. Power supply connection, mains switch, fuse and fuse box are not included in the standard delivery.

Non-electric water softener for hot and cold water [28145]

Specifications

Dynamic pressure	1.0 – 8.6 bar
Temperature range	2-65° C
pH range	5 – 10
Regeneration @ 2bar	34 liters – 11 minutes
Salt capacity	8 kg
Weight (shipping/operating)	21/39 kg

Connections

Inlet/Outlet connections	Custom adaptor and bracket
Drain connection	0.375" tube
Overflow connection	0.625" tube
Power	None

